

# How to submit your work through Frog?

## Step 1:

Please click on your assignments below in your Assignment Calendar as shown below.

The screenshot shows the Student Dashboard interface. At the top right, there are navigation links for Home, How To Guides, and E-Safety. The main header reads "Student Dashboard". Below this is a digital clock showing 09:41. The central feature is the "Assignment Calendar" for Thursday 13th February 2020. It displays a weekly view with assignments for Monday 17th, Tuesday 18th, Wednesday 19th, Thursday 20th, Friday 21st, Saturday 22nd, and Sunday 23rd. Red circles highlight three specific assignments: "P1-Maths - Heg. Mathematics" on Monday, "P1-Spanish-Y11-Spanish" on Wednesday, and "P2-English-Y10-English" on Friday. To the left of the calendar is a "Timetable" section for 13/02/2020, which shows a search bar and a calendar grid with the 13th highlighted. Below the calendar are links for "E-Safety Information and Advice" and "Useful Links". At the bottom, there are "Curriculum Dashboard" and "Year Group Dashboards" sections with buttons for Art, Biology, Business Studies, Chemistry, and CISCO.

## Step 2:

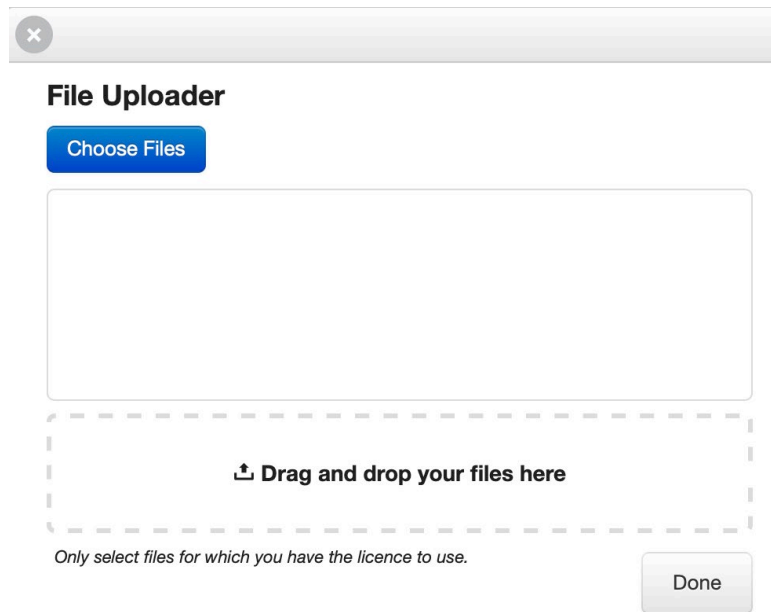
Once you are on your homework page you will see a purple folder. **THAT IS WHERE YOU UPLOAD YOUR HOMEWORK**

The screenshot shows a homework page for the book "A Thousand Splendid Suns" by Khaled Hosseini. The page features a background image of a library. At the top, there is a search bar and a notification icon. Below the header, there is a section titled "WEEK 3- A THOUSAND SPLENDID SUNS". The text reads: "Some of you might already know this story by Khaled Hosseini. Please download the presentation (up, to the right) and complete the tasks required. Make sure you upload your work onto the file drop (to the right) and post any questions you have on the wall (to the right as well)." To the right of the text, there is a blue button labeled "CLICK HERE FOR PRESENTATION". Below this is a purple folder icon labeled "Upload Your Work Here :)", which is circled in red. Underneath the folder is an "Uploads" section with the text "No files currently in the file drop" and an "Upload" button. At the bottom of the page, there is a footer with "English - School ..." and "English / H Admin", along with "Activities: 0/1", "Due in 2 days", and "Hand In Assignment" buttons.

### Step 3:

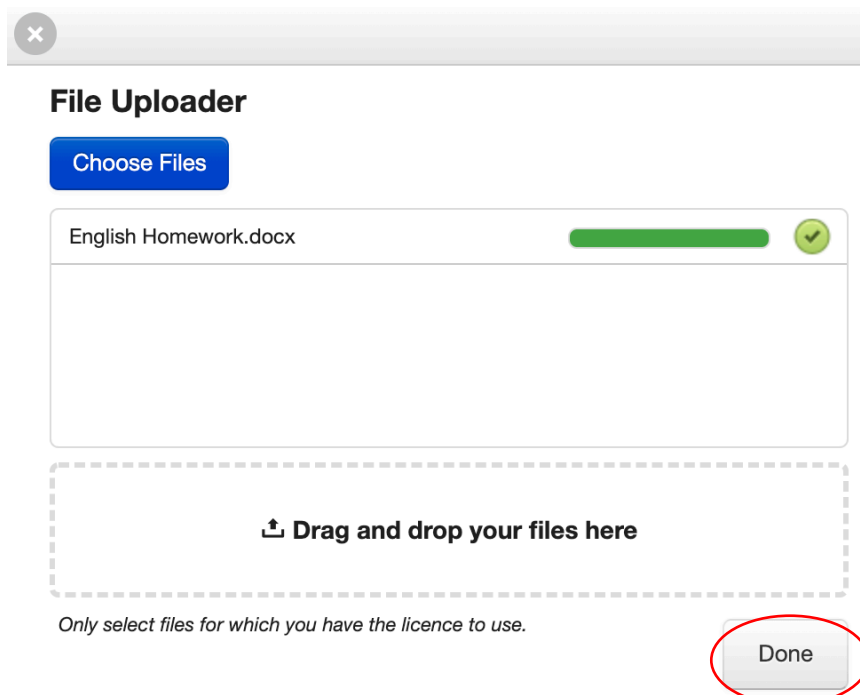
Click on Upload and click on the blue bar called “Choose Files”. This will allow you to upload your homework saved on your own computer / laptop.

You can upload Excel, PDF, Word, PowerPoint, MP3 and so on.



### Step 4:

Once the file you have uploaded turns green that means your work has successfully been uploaded. Click “DONE” which is located in the bottom right.



## Step 5:

Once you have clicked DONE you will see your work in the folder, and it will also show the Date you submitted your work too.

Please click on "HAND IN ASSIGNMENT" to finish submitting your work.


**PLEASE NOTE WHEN YOU CLICK ON HAND IN ASSIGNMENT YOU WILL NOT BE ABLE TO UPLOAD ANOTHER PIECE OF WORK IN THE SAME FOLDER**

## English - School Closure - A Thousand Splendid Suns

School Closure

### WEEK 3- A THOUSAND SPLENDID SUNS

Some of you might already know this story by Khaled Hosseini. Please download the presentation (up, to the right) and complete the tasks required. Make sure you upload your work onto the file drop (to the right) and post any questions you have on the wall (to the right as well).



[CLICK HERE FOR PRESENTATION](#)

Upload Your Work Here :)

Uploads

File Name - English Homework  
User - Ravi Singh  
Added - 05/05/2020

Download All Upload FrogDrive

Post a message on the wall... Post

English - School ...

English / H Admin

Activities: 3/1

Due in 2 days

Hand In Assignment